





BYD eBUS B19

0 Emissions

100% Electric

 Customization

 Modularization



TECHNICAL DATA

BYD eBus B19

L/W/H	18,750/2,550/3,300 mm
Body type	Low floor / Low entry
G.V.W	29.5t
Wheelbase	5,900/6,550 mm
Max. passenger capacity	140
Safety certification	R66,R29,R93,R155,R156

Battery and charging

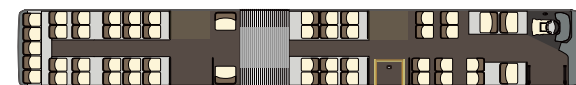
Battery capacity	Up to 563 kWh
Range	Up to 470 km(Sort II)
Battery technology	LFP
Charging system	Plug-in charging (CCS), Pantograph charging

Powertrain

Motor type	Wheel hub motor
Max. motor power	150kW*2



Seat layout — 4 doors



Seat layout — 3 doors

* The seat layout is not fixed and can be tailor-made.

** BYD reserves the right to make modifications to vehicle information without prior notice.

BYD Europe B.V.

's-Gravelandseweg 256, 3125 BK Schiedam, The Netherlands
Tel: +31 (0)10 2070888 [linkedin.com/company/bydeurope](https://www.linkedin.com/company/bydeurope)
0823/BPS/V5



www.bydeurope.com